

Lamp Type: GIA1570T6LCA/HO/CB-021

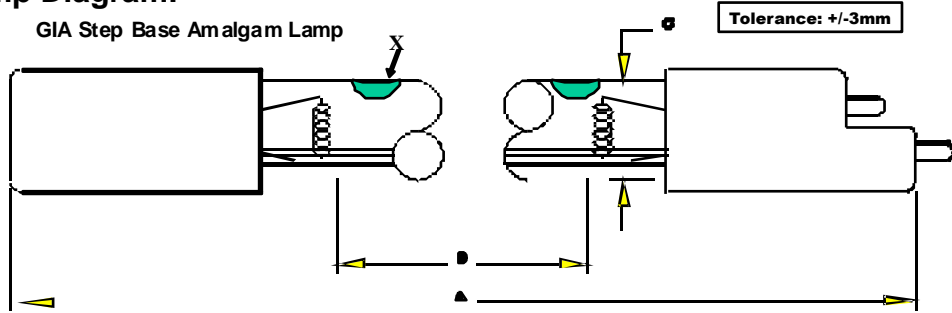
Spec Number:

2940

Engineering Specification Sheet

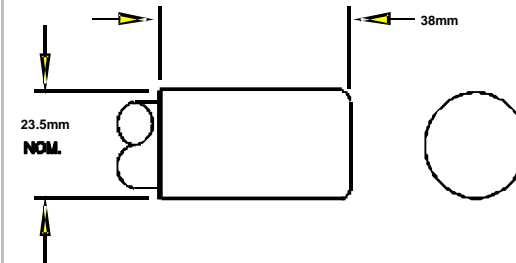
Lamp Diagram:

GIA Step Base Amalgam Lamp



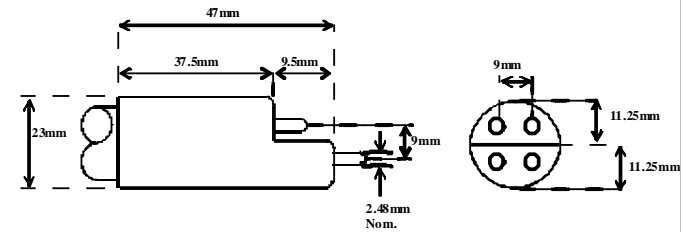
A208-35-C00 19mm No Hole Base

Left Base Diagram:



A208-21-CP0 Amalgam Step Base

Right Base Diagram:



Pin: 08-PN-006

Lamp Characteristics

(A) Base Face:	1570	mm	+/-3		
(B) ARC:	1483			Operating Current	2a
(C) Bulb Diameter	19			Lamp Voltage	128vv
(X) Amalgam				Lamp Wattage	250w
Glass Type:	L (Non Ozone)	Coating:	A11-QC-001		
If Spliced:	L	mm	VH	mm	
(Y)					

UV Output - Certified to be true. Kenneth A. Ell, President

Output UVC Watts	micro/watt	/cm^2 @ 1 Meter	Rated Life (hrs)	% Output @EOL	Output Notes Field	Ballast Used for Measurements
92		700	12000	80.00%		03-EB-237

**First Light**  
 212 Ideal Way  
 Poultney, VT 05764 USA  
 Phone-(802) 287-4195 Fax-(802) 287-4489  
 www.firstlightusa.com  
 email: sales@firstlightusa.com

\*UV Output is based on lamps measured after 100 hours of operation under lab conditions. These values are subject to wide variations under application/field conditions.  
 \*\*\*UV Output is measured at 254 nm\*\*\*  
 \*\*Rated Life is for reference purposes only and is based on a group of lamps operating under lab conditions. Actual life depends on the operating conditions of the lamp.

8/10/2016  
 9:33:50 AM

This data includes matters which are trade secrets of First Light Technologies, Inc., or Proprietary or Confidential to First Light Technologies, Inc. and shall not be reproduced or disclosed in whole or part, or used in any manner except in connection with First Light Technologies, Inc. business, without the written permission of First Light Technologies, Inc.